

3D EMBLEMS SPECIFICATION SHEET



WORLD EMBLEM®

GENERAL INFORMATION

DESCRIPTION

Custom size embroidered emblem with a 3D effect on certain parts of the design, cut with adhesive backing to apply on surfaces through heat or pressure.

Main Characteristics:

Embroidered applique with 3D effect using EVA foam inside the emblem. Variable in size and shape, manufactured with 100% polyester fabrics and threads, finished with an embroidered border and adhesive in the back.


Visual and Physical Elements:

3D Embroidery
with EVA foam

Fill Stitch

Pressure Sensitive
or Heat Seal Adhesive

Paper liner



EMBLEM SIZE LIMITS

Height and Width: Max - 18", Min - 1" (+/-1mm)

COLOR

Embroidery: The design cannot have more than 15 different colors of thread.

BACKING

- Low Melt Heat Seal
- Industrial Heat Seal
- Pressure Sensitive

APPLICATION INSTRUCTIONS

PRESSURE-SENSITIVE

Make sure the application area is thoroughly cleaned. We recommend the use of rubbing alcohol. Remove paper backing and press firmly on the desired location.

LOW MELT BACKING WITH A BOTTOM HEAT PRESS: GARMENTS & HATS

1. Set the press at 300-320° F for top and bottom platen with 60-80lbs. of pressure.

DISCLAIMER: World Emblem recommends testing the best combination of heat seal parameters before application. World Emblem is not liable for any damages to garments during the application process.

NOTE: Please check out [youtube.com/worldemblem](https://www.youtube.com/worldemblem) for step by step instructions for applying our apparel decorations.

LIMITATIONS

Heat Seal: Since the product is applied with heat, it is not recommended for use on materials that may be heat sensitive (ex. some nylons, silk some plastics, leather, wool, fleece, etc.).

Pressure-Sensitive: The use of these emblems on surfaces that may contain an oil finish, such as silicon, Teflon™, rough fabrics, or outdoor goods is not recommended.

ELECTRONIC PROOF

A digital sample via email is available in 24 hours. Edits are allowed.

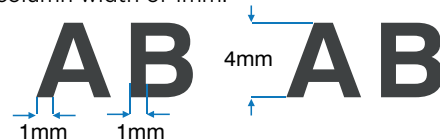
PRODUCTION TIME

Samples time 2 days plus shipping.

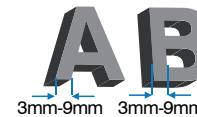
Production time 5 days plus shipping (additional day per 500 pieces).

MINIMUM SIZE TEXTS

For **flat embroidered text** cannot have a height smaller than 4mm and column width of 1mm.



The **3D raised** part of the emblem cannot be wider than 9mm or thinner than 3mm.



WASHING INFORMATION

Machine wash inside-out using mild detergent. Patches with industrial heat seal backing will withstand 52 industrial wash cycles.

SHELF LIFE

One year shelf life before applying (room temperature controlled environment).

2. Place the garment on the platen, then place the emblem on desired location.
3. Put the 3D embroidery pad over the emblem.
4. Press for 20 seconds.
5. Remove the shirt from the heat press once cooled.

